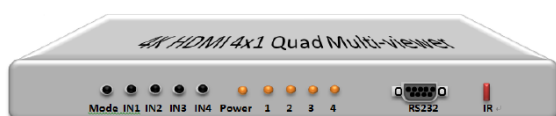


# 4K UHD/HDMI 4CH MULTIVIEWER QUICK INSTALLATION GUIDE

## Kit content

---



Quad Box



Power Adapter and cable



Remote Controller

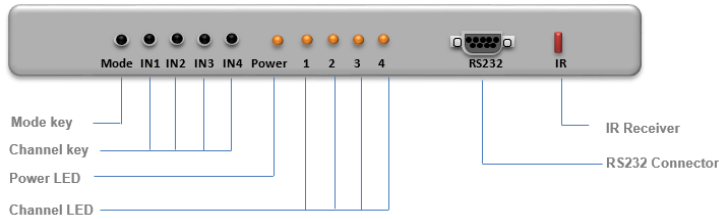
## Installation

---

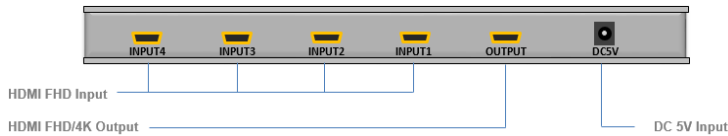


1. Connect the Quad Box and 4K TV with an HDMI cable
2. Connect the 4 x 1080 60p DVD players to the Quad Box's HDMI connectors
3. Plug in the Quad Box with 5V DC power

## Front Panel



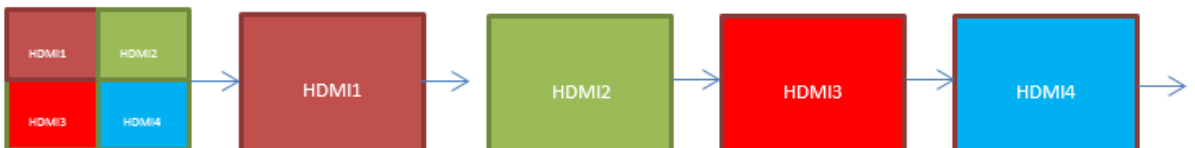
## Rear Panel



## Remote Controller



## Display Mode



**Averlogic Technologies**

[www.averlogic.com](http://www.averlogic.com)

sales@averlogic.com

Copyright ©2018 Averlogic Technologies, All rights reserved.